

GU10, bright

Image				
Brand	Philips	Philips	Luxram	Onlux
Model	LED SSW 50W GU10 WW 36D ND SRT4	LED classic 25W GU10 WW 36D ND SRT4	LED Spot 2020™ GU10 4W	DeltaLux Florett
Other models	1.5 and 3 Watt			3000K, 4500K
Electricity costs(€ in 15 years)	15	8.1	12	12
Energy class	A+	A++	A+	A++
Luminous flux (lm)			310	325
Power (W)	5	2.7	4	4.1
Lumens per watt (lm/W)	99	80	78	79
Equivalent power (W)	50	25	45	50
Lamp life time (h)	15'000	15'000	25'000	20'000
Switching cycles	50'000	50'000	100'000	100'000
Dimmable	no	no	yes	no
Warm white	yes	yes	yes	yes
Countries available	on demand	on demand	on demand	on demand





Image				
Brand	Osram	Osram	Inefficient model	Philips
Model	LED STAR PAR16 5036° 4,3W/827 GU10	LED SUPERSTAR PAR16 5036° 4,6W/827 GU10	Halogen	LED classic 50W GU10 WW 36D ND SRT4
Other models	Beam angle 120 / neutral white	neutral white		
Electricity costs(€ in 15 years)	13	14	150	14
Energy class	A+	A+	D	A+
Luminous flux (lm)	350	350	350	355
Power (W)	4.3	4.6	50	4.6
Lumens per watt (lm/W)	81	76	7	77
Equivalent power (W)	50	50	n/a	50
Lamp life time (h)	15'000	25'000	2'000	15'000
Switching cycles	100'000	100'000	120'000	50'000
Dimmable	no	yes	yes	no
Warm white	yes	yes	yes	yes
Countries available	on demand	on demand		on demand

Image				
Brand	Girard Sudron	Sylvania	Philips	Philips
Model	Spot LED 5W GU10 5000K 380Lm 70° Dim.	RefLED+ ES50 GU10 5W 380lm 840 40°	LEDClassic 50W GU10 WW 36D ND 2BC/6	LEDClassic 50W GU10 WW 36D WGD SRT4
Other models				
Electricity costs(€ in 15 years)	15	15	13.8	15
Energy class	A+	A+	A+	A+
Luminous flux (lm)	380	380	395	395
Power (W)	5	5	4.6	5
Lumens per watt (lm/W)	76	76	86	79
Equivalent power (W)	50	55	50	50
Lamp life time (h)	35'000	25'000	15'000	15'000
Switching cycles	100'000	100'000	50'000	50'000
Dimmable	yes	no	no	yes
Warm white	no	yes	yes	yes
Countries available	on demand	on demand	on demand	on demand

Image				
Brand	Girard Sudron	Girard Sudron	Xnovum	Girard Sudron
Model	Spot LED 5W GU10 2700K 400Lm 100° Ch.	Spot LED 5W GU10 4000K 420Lm 100° Ch.	LCC Spotform GU10	Spot LED 5W GU10 6500K 440Lm 100° Ch.
Other models	dimmable		38°	
Electricity costs(€ in 15 years)	15	15	15	15
Energy class	A+	A++	A+	A++
Luminous flux (lm)	400	420	430	440
Power (W)	5	5	5	5
Lumens per watt (lm/W)	80	84	86	88
Equivalent power (W)	50	50		62
Lamp life time (h)	35'000	35'000	35'000	35'000
Switching cycles	100'000	100'000		100'000
Dimmable	no	no	yes	no
Warm white	yes	no	yes	no
Countries available	on demand	on demand	on demand	on demand

Image				
Brand	Sylvania	Philips	Sylvania	Sylvania
Model	RefLED+ ES50 GU10 5.5W 445lm 827 50° dim	LEDClassic 65W GU10 WH 36D ND SRT4	RefLED+ ES50 GU10 5.5W 460lm 830 50° dim	RefLED+ ES50 GU10 5.5W 475lm 840 50° dim
Other models				
Electricity costs(€ in 15 years)	17	15	17	17
Energy class	A+	A++	A++	A++
Luminous flux (lm)	445	460	460	475
Power (W)	5.5	5	5.5	5.5
Lumens per watt (lm/W)	81	92	84	86
Equivalent power (W)	63	65	65	67
Lamp life time (h)	25'000	15'000	25'000	25'000
Switching cycles	100'000	50'000	100'000	100'000
Dimmable	yes	no	yes	yes
Warm white	yes	yes	yes	yes
Countries available	on demand	on demand	on demand	on demand

Image				
Brand	Megaman	Sylvania	Sylvania	Sylvania
Model	Reflector PAR16 dimmbar	RefLED Superia ES50 GU10 6.5W 500lm 827 40° dim	RefLED Superia ES50 GU10 6.5W 525lm 830 40° dim	RefLED Superia ES50 GU10 6.5W 550lm 840 40° dim
Other models		Beam angle 25°	Beam angle 25°	Beam angle 25°
Electricity costs(€ in 15 years)	17	20	20	20
Energy class	A+	A+	A+	A+
Luminous flux (lm)	500	500	525	550
Power (W)	5.5	6.5	6.5	6.5
Lumens per watt (lm/W)	91	77	81	85
Equivalent power (W)	50	70	73	77
Lamp life time (h)	25'000	25'000	25'000	25'000
Switching cycles	1'000'000	100'000	100'000	100'000
Dimmable	yes	yes	yes	yes
Warm white	yes	yes	yes	no
Countries available	on demand	on demand	on demand	on demand

Image				
Brand	Philips	Osram	Osram	Megaman
Model	LED 80W GU10 WW 36D D SRT4	LED Superstar PAR16 80	LED STAR PAR16 8036° 6,9W/827 GU10	Reflector PAR16 dimmbar
Other models		Beam angle 120 / neutral white	Beam angle 120 / neutral white	
Electricity costs(€ in 15 years)	21	22	21	21
Energy class	A+	A+	A+	A+
Luminous flux (lm)	575	575	575	580
Power (W)	7	7.2	6.9	7
Lumens per watt (lm/W)	82	80	83	83
Equivalent power (W)	80	80	80	65
Lamp life time (h)	25'000	25'000	15'000	25'000
Switching cycles	50'000	100'000	100'000	1'000'000
Dimmable	yes	yes	no	yes
Warm white	yes	yes	yes	yes
Countries available	on demand	on demand	on demand	on demand

Image			
Brand	Girard Sudron	Girard Sudron	
Model	Spot LED 6W GU10 3000K 540Lm Dim. COB	Spot LED 7W GU10 3000K 600Lm Dim. Dichroïque COB	
Other models			
Electricity costs(€ in 15 years)	18	21	
Energy class	A++	A++	
Luminous flux (lm)	580	650	
Power (W)	6	7	
Lumens per watt (lm/W)	97	93	
Equivalent power (W)	75	83	
Lamp life time (h)	35'000	35'000	
Switching cycles	100'000	100'000	
Dimmable	yes	yes	
Warm white	yes	yes	
Countries available	on demand	on demand	