

Monosplit 6-7 kW






Image				
Brand	Inefficient model	Mitsubishi Heavy Industries	Mitsubishi Electric	Sinclair
Model outdoor unit		SRC60ZSX-S	PUHZ-ZRP60VHA	-
Model indoor unit		SRK60ZSX-S	PLA-ZRP60BA	ASH-18AIZ
Type	Duct	wall_mounted	4-Way Ceiling Cassette	wall_mounted
Cooling capacity (kW)	6.7	6.8	6.1	6.6
Heating capacity (kW)	6.7	8.2	7.0	6.8
Electricity costs (EUR in 10 years)	5'832	3'666	3'412	2'990
SEER (cooling)	5.0	6.1	6.1	6.1
SCOP (heating)	3.8	5.2	4.2	4.0
Energy efficiency class (cooling / heating)	B/A	A++/A++	A++/A+	A++/A+
Annual electricity consumption (cooling/heating, kWh/year)	466/2450	282/1551	350/1462	790/705
Sound power level indoor (dB(A))	55	63	55	46
Sound power level outdoor (dB(A))	65	65	67	56
Refrigerant / GWP	R410A/2088	R410A/2088	R410A/2088	R410A/2088
Size indoor unit (mm)	1000x750x275	305x920x220	943x950x330	300x970x224
Size outdoor unit (mm)	780x290x550	640x871x290	258x840x840	700x955x396
Available in countries	EU	CH, on demand	CH, on demand	CH, on demand

Image				
Brand	Mitsubishi Electric	Mitsubishi Electric	Mitsubishi Electric	Mitsubishi Heavy Industries
Model outdoor unit	PUHZ-ZRP60VHA	SUZ-KA60VA6	PUHZ-ZRP60VHA	SRC60ZSX-S
Model indoor unit	PCA-RP60KAQ	SLZ-M60FA	PKA-RP60KAL	FDUM60VF
Type	ceiling_suspended	4-Way Ceiling Cassette	wall_mounted	ducted
Cooling capacity (kW)	6.1	6.5	6.1	6.3
Heating capacity (kW)	7.0	7.4	7.0	7.1
Electricity costs (EUR in 10 years)	3'610	4'050	3'618	4'074
SEER (cooling)	6.2	6.2	6.3	6.4
SCOP (heating)	4.3	4.1	4.2	4.4
Energy efficiency class (cooling / heating)	A++/A+	A++/A+	A++/A+	A++/A+
Annual electricity consumption (cooling/heating, kWh/year)	347/1458	885/1140	336/1473	306/1731
Sound power level indoor (dB(A))	60	32	64	60
Sound power level outdoor (dB(A))	67	55	67	65
Refrigerant / GWP	R410A/2088	R32/675	R410A/2088	R410A/2088
Size indoor unit (mm)	943x950x330	245x570x570	943x950x330	280x950x635
Size outdoor unit (mm)	230x1280x680	880x840x330	365x1170x295	640x871x290
Available in countries	CH, on demand	CH, on demand	CH, on demand	CH, on demand

Image				
Brand	Toshiba	Mitsubishi Heavy Industries	Mitsubishi Electric	Sinclair
Model outdoor unit	RAS-22N3AV2-E	SRC60ZSX-S	MUZ-GF60VE	-
Model indoor unit	RAS-B22N3KV2-E	FDE60VG	MSZ-GF60VE	ASH-18AIK
Type	wall_mounted	ceiling_suspended	wall_mounted	wall_mounted
Cooling capacity (kW)	6.0	6.3	6.0	6.1
Heating capacity (kW)	7.0	7.1	6.8	6.7
Electricity costs (EUR in 10 years)	3'936	3'534	3'600	3'133
SEER (cooling)	6.5	6.7	6.8	6.8
SCOP (heating)	4.0	4.1	4.3	4.2
Energy efficiency class (cooling / heating)	A++/A+	A++/A+	A++/A+	A++/A+
Annual electricity consumption (cooling/heating, kWh/year)	323/1645	292/1475	311/1489	816/750
Sound power level indoor (dB(A))	60	60	65	45
Sound power level outdoor (dB(A))	65	65	65	58
Refrigerant / GWP	R410A/2088	R410A/2088	R410A/2088	R410A/2088
Size indoor unit (mm)	550x780x290	210x1320x690	880x840x330	554x800x333
Size outdoor unit (mm)	320x1050x243	640x871x290	325x1100x232	325x964x222
Available in countries	CH, on demand	CH, on demand	CH, on demand	CH, on demand

Image				
Brand	Daikin	Daikin	Panasonic	Mitsubishi Electric
Model outdoor unit	RXM60M	RXM60	CU-E18PKEA	MUZ-LN60VG
Model indoor unit	FTXM60M	FTXM60	CS-E18PKEA	MSZ-LN60VG-R/V/W/B
Type	wall_mounted	wall_mounted	wall_mounted	wall_mounted
Cooling capacity (kW)	6.7	6.0	6.0	6.9
Heating capacity (kW)	8.0	7.0	8.0	9.3
Electricity costs (EUR in 10 years)	4'762	3'278	3'442	3'600
SEER (cooling)	6.9	6.9	6.9	7.5
SCOP (heating)	4.3	4.3	4.2	4.6
Energy efficiency class (cooling / heating)	A++/A+	A++/A+	A++/A+	A++/A++
Annual electricity consumption (cooling/heating, kWh/year)	885/1496	239/1400	254/1467	895/905
Sound power level indoor (dB(A))	42	61	44	45
Sound power level outdoor (dB(A))	63	63	61	55
Refrigerant / GWP	R32/675	R32/675	R410A/2088	R32/675
Size indoor unit (mm)	295x1040x300	299x1040x289	295x1070x255	307x890x233
Size outdoor unit (mm)	735x825x300	735x825x300	695x875x320	880x840x330
Available in countries	CH, on demand	CH, on demand	CH, on demand	CH, on demand

Image				
Brand	Panasonic			
Model outdoor unit	CU-Z50TKE			
Model indoor unit	CS-Z50TKEW			
Type	wall_mounted			
Cooling capacity (kW)	6.0			
Heating capacity (kW)	8.0			
Electricity costs (EUR in 10 years)	2'946			
SEER (cooling)	7.9			
SCOP (heating)	4.7			
Energy efficiency class (cooling / heating)	A++/A++			
Annual electricity consumption (cooling/heating, kWh/year)	222/1251			
Sound power level indoor (dB(A))	60			
Sound power level outdoor (dB(A))	62			
Refrigerant / GWP	R32/675			
Size indoor unit (mm)	302x1120x236			
Size outdoor unit (mm)	695x875x320			
Available in countries	CH, on demand			